

Rp	Nb	DESIGNATION	MATIERE/MATERIAL
01	1	CORPS	BODY
03	1	JOINT RACCORD SIEGE	SEAT GASKET
04	1	RACCORD SIEGE	SEAT
08	1	CLAPET	DISC
09	1	DEFLECTEUR	DISC-HOLDER
10	1	VIS D'ARRET	SCREW
11	1	BILLE	BALL
12	1	TIGE	STEM
14	1	GUIDE TIGE	STEM GUIDE
15	1	BAGUE COUPELLE INF. (DN40/50)	RING (DN40/50)
16	1	COUPELLE INFERIEURE	UNDER SPRING PLATE
17	1	RESSORT	SPRING
18	1	COUPELLE SUPERIEURE	UPPER SPRING PLATE
22	1	VIS REGLAGE	ADJUSTMENT SCREW
23	1	C/ECROU VIS REGLAGE	LOCK NUT
26	1	JOINT DE BOUCHON	PLUG GASKET
27	1	BOUCHON DN 8 à 32 DN 40/50	PLUG ND 8 to 32 ND 40/50
55	1	VIS DE BLOCAGE	BLOCKING SCREW
56	1	ECROU	NUT
62	1	JOINT	GASKET
63	1	VIS	SCREW

- SOUPAPE DE SURETE ACIER INOXYDABLE
- BOUCHON ETANCHE SANS LEVIER
- RACCORDEMENT :
ENTREE=FILETEE GAZ CYLINDRIQUE OU NPT
SORTIE=TARAUEE GAZ OU NPT
BP=BASSE PRESSION-PN40
MP=MOYENNE PRESSION-PN100

-AUTRES CONDITIONS DE SERVICE, RACCORDEMENTS
ET MATERIAUX SUR DEMANDE.
-MATERIEL CONFORME AUX DIRECTIVES 97/23/CE
& ATEX 94/9/CE

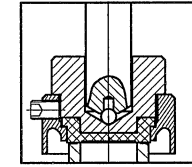
- STAINLESS STEEL SAFETY RELIEF VALVE
- TIGHT PLUG WITHOUT LEVER
- CONNECTIONS :
INLET=THREADED CYLINDRICAL BSP OR NPT
OUTLET= SCREWED END BSP OR NPT
BP=LOW PRESSURE-PN40
MP=MEDIUM PRESSURE-PN100

-OTHER WORKING CONDITIONS, CONNECTIONS AND
MATERIALS ON REQUEST
-MATERIAL CONFORM TO DIRECTIVES 97/23/EC
& ATEX 94/9/EC

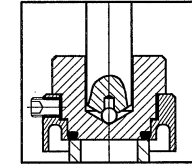
RACCORDEMENT CONNECTION				A	B	C	P.D.O (bar) SET PRESSURE MINI 0,20 bar		SECTION DE PASSAGE CROSS SECTION (mm ²)		MASSE WEIGHT (Kg)
DN	ENTREE INLET GAZ ou NPT	SORTIE OUTLET					BP	MP	BP	MP	
		GAZ	NPT								
08	1/4"	3/4"	3/4"	38	61	215	40	80	50	50	1,8
10	3/8"	3/4"	3/4"	38	61	215	40	80	79	50	1,8
15	1/2"	1/2"	1/2"	38	61	215	40	80	79	50	1,8
15	1/2"	3/4"	3/4"	38	61	215	40	80	113	50	1,8
15	1/2"	1"	1"	43	67	255	40	80	113	113	3
15	1/2"	1.1/4"	1"	43	67	255	40	80	113	113	3
20	3/4"	1"	1"	43	67	255	40	80	177	177	3
20	3/4"	1.1/4"	1.1/4"	43	67	255	40	80	177	177	3
25	1"	1"	1"	43	67	255	40	80	177	177	3
25	1"	1.1/4"	1.1/4"	43	67	255	40	80	254	254	3
32	1.1/4"	1.1/4"	1.1/4"	43	67	255	40	60	346	346	3
40	1.1/2"	2"	2"	80	100	470	34	60	707	452	11
50	2"	2"	2"	80	100	470	30	60	804	452	12

VARIANTES OTHER POSSIBILITIES

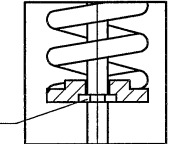
CLAPET A PORTEE PTFE
DISC WITH PTFE GASKET



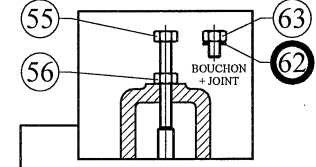
CLAPET A JOINT TORIQUE FPM
ou EPDM ou NBR ou FFKM
DISC WITH O'RING FPM or EPDM or NBR or FFKM



COUPELLE
UNDER SPRING PLATE DETAIL
DN40/50



VIS DE BLOCAGE
BLOCKING SCREW

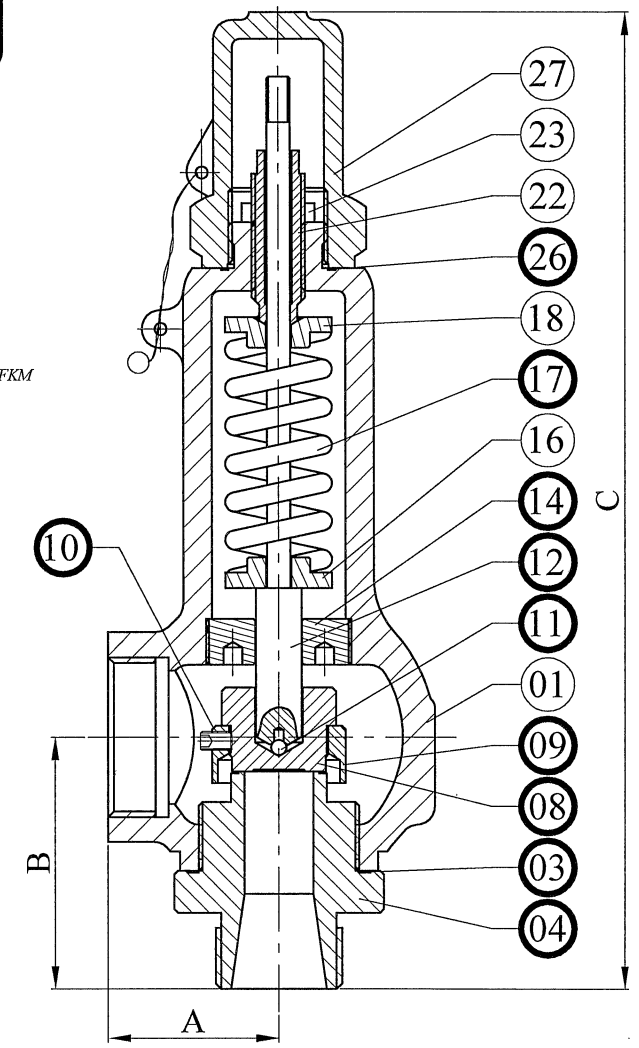


ATTENTION!

VIS DE BLOCAGE MECANISME - A REMPLACER PAR BOUCHON + JOINT AVANT MISE EN SERVICE
BLOCKING SCREW SHOULD BE REPLACED BY SCREW+GASKET BEFORE USE

PIECES DE RECHANGE CONSEILLEES
RECOMMENDED SPARE PARTS

CE DOCUMENT PEUT ETRE MODIFIE SANS AVIS PREALABLE
ALL SPECIFICATIONS SUBJECT TO CHANGE WITHOUT NOTICE



I	28/01/15	MISE A JOUR / UP DATING	
DN 08/ .../50 - GAZ/BSP-NPT-PN40/100			